

FUND COMMENTARY

In December 2025, the fund recorded -0.30% return vs. the benchmark of -0.83%.

FEATURES OF FUND

Investment Objective

The fund is designed to deliver performance through investments in companies whose activities are linked to sustainable investment themes over medium to long term period.

Investment Strategy

The fund will invest at least 95% in an approved global equity Environment, Social and Governance (ESG) fund and the remainder in cash and fixed deposits. The target fund is selected by the fund manager from the following panel of approved global equity ESG funds:

- i) JPM Global Sustainable Equity Fund
- ii) Mirova Global Sustainable Equity Fund

Every year on the observation date, the best underlying target fund will be chosen based on the average rolling 3 years fund performance. Only one target fund will be invested at any point of time.

Target Market

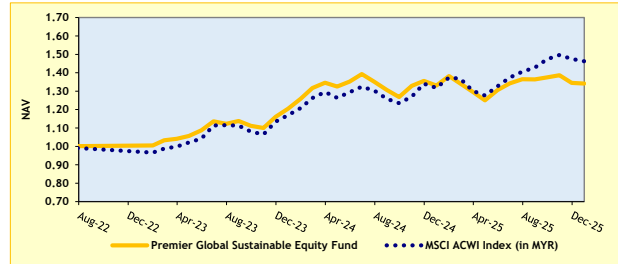
The fund is targeted at individuals who have an appetite for a higher risk investment strategy, from exposure to global equity volatility and movements in foreign exchange rates, and also for those who wish to invest in companies demonstrating sustainable practices across Environment, Social and Governance (ESG) parameters, with the possibility of higher returns over medium to long term period.

Benchmark

MSCI ACWI Index : Bloomberg.com

FUND PERFORMANCE

Net Asset Value Performance denominated in Malaysian Ringgit



Source: Etiqa Life Insurance Berhad

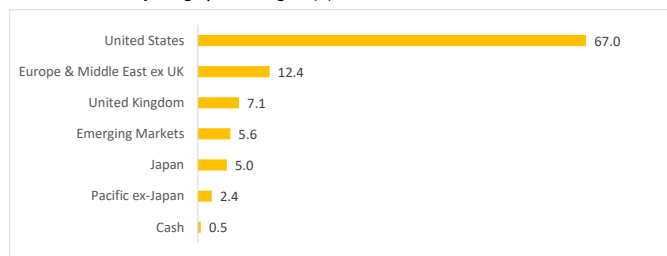
Historic Fund Performance denominated in Malaysian Ringgit (in %)

%	1 month	YTD	1 year	3 years	5 years	Since Inception	Annualised Since Inception
Fund	-0.30	0.75	0.75	37.82	n/a	34.10	8.33
Benchmark	-0.83	11.01	11.01	57.09	n/a	46.28	10.93
Variance	0.53	-10.26	-10.26	-19.27	n/a	-12.18	-2.60

Source: Etiqa Life Insurance Berhad

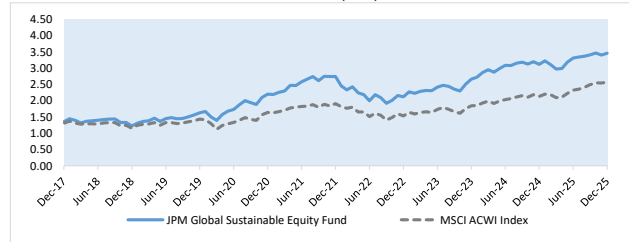
SELECTED TARGET FUND (JPM Global Sustainable Equity Fund)

Assets Allocation by Geographical Region (%)



Source: JPM Global Sustainable Equity Fund, Fund Fact Sheet as of 31 December 2025

Fund Performance denominated in U.S Dollar (in %)



Source: JPM Global Sustainable Equity Fund, Fund Fact Sheet as of 31 December 2025

FUND DETAILS

Inception Date	27 May 2022
Fund Currency	Ringgit Malaysia
Fund Manager	Etiqa Life Insurance Berhad
Fund Size	RM250.8 million
Net Asset Value (NAV) per unit	RM1.34
Fund Management Fee	1.00% p.a. of NAV
Bloomberg Ticker	ETQPGSE MK Equity
Overall Risk Level	5 (1=Low Risk to 5=High Risk)
Basis of Unit Valuation	The unit price is determined daily based on the value of our holdings in the target fund, net of expenses, divided by the total number of units in that fund.
Frequency of Unit Valuation	Daily
Other Charges, if any	The target fund manager's fees and expenses will be deducted prior to the value of our holdings in the target fund in addition to the fund management fee above.

HIGHEST AND LOWEST NET ASSET VALUE PER UNIT (IN RM)

Year	High (RM)	Low (RM)
2025 (YTD)	1.41	1.19
2024	1.41	1.19
2023	1.21	0.97
2022	1.05	0.94

FUND DETAILS

Fund Name	JPM Global Sustainable Equity Fund
Fund Manager	J.P. Morgan Asset Management
Fund Management Fee	Up to 1.50% p.a
Inception Date	29 September 2015
Fund Currency	USD
Fund Size (million)	USD 414.0 million
NAV per unit	USD 364.45
Valuation	Daily

TOP 5 HOLDINGS

- 1) NVIDIA
- 2) AMAZON.COM
- 3) MICROSOFT
- 4) APPLE
- 5) TSMC

Source: JPM Global Sustainable Equity Fund, Fund Fact Sheet as of 31 December 2025

Note: Holding as at 31 December 2025

Exceptional Circumstances

- We reserve the right to suspend the creation or cancellation of units. In such an event, a notice for suspension will be published on our website, and would be communicated to the policy owner upon any request for top-up, switching, or withdrawal to or from the fund.
- At any time, we reserve the right to close any fund, or to transfer the investments to a new fund, subject to prior approval by the regulator. In such an event, we will provide 90 days prior written notification.

RISK DISCLOSURE

The policy owner should consider the following potential risks when investing in a fund. Investors should be aware that by investing in the fund, there is no guarantee of any returns. There is also no guarantee that investor will enjoy any capital appreciation or will not experience any loss of capital invested in the Fund.

- 1 **Market Risk** - The risk of losses in the value of assets invested by the fund, due to factors that affect the overall performance of financial markets. These factors could be the current situation or future outlook, and could be both local and foreign. These factors could include the economy, politics, government bond yields, credit spreads on corporate bonds, country credit rating, stock market levels, foreign exchange rates, and commodity prices. The investment manager to the fund assesses the management of market risk in selecting the target assets and setting up each fund composition. The policy owner can reduce their exposure to market risk by choosing funds with a higher proportion of assets in cash.
- 2 **Credit and Default Risk** - The risk of losses in the value of a fund invested in money market, bonds or debt, due to factors that delay or restructure a scheduled payment from the counterparty. These factors could include bankruptcy of the counterparty. The investment manager to the fund assesses the management of credit and default risk in selecting the target assets and setting up each fund composition. The policy owner can reduce their exposure to credit risk by choosing funds with lower exposure to banks or issuers with a higher credit risk.
- 3 **Liquidity Risk** - The risk of losses in the value of a fund, due to factors that constrain the quick sale of an asset of the fund. These factors could include a lack of buyers in the market, or the availability of liquidity to the buyers. The investment manager to the fund assesses the management of liquidity risk in selecting the target assets and setting up each fund composition. The policy owner can reduce their exposure to liquidity risk by choosing a fund with higher exposure to cash or assets which are regularly traded.
- 4 **Concentration Risk** - The risk of losses in the value of a fund, due to an excessive exposure to a single or similar assets, or markets. The investment manager to the fund assesses the management of concentration risk in selecting the target assets and setting up each fund composition. The policy owner can reduce their exposure to concentration risk by choosing funds holding a wide range of assets, or covering different asset classes, market sectors, and counterparties.
- 5 **Currency Risk** - The risk of losses in the value of a fund, due to exposure to assets denominated in a currency other than the Malaysian Ringgit and movements in the foreign currency exchange rate to Malaysian Ringgit. The investment manager does not hedge or reduce currency risk, so Malaysian Ringgit denominated returns on the fund will reflect movements in the value of the foreign currency denominated risks, and the exchange rate to the Malaysian Ringgit. The policy owner can reduce their exposure to foreign currency risk by choosing a fund invested in Malaysia Ringgit denominated assets.
- 6 **Operational Risk** - The risk of losses in the value of a fund due to inadequate or failed processes, people and systems or external events. Some examples of operational incidents include:
 - misappropriation of investments, due to fraud, an illegal act, malicious intent, spite, or terrorism;
 - disruption or failure of IT systems and infrastructure, which may be used for monitoring, execution, and administration;
 - inaccurate calculations due to data quality or errors, methodology flaws, or miscalculations; and
 - ineffectiveness of internal controls.

The investment manager reduces the risk by segregating the duties and functions of individuals, setting disaster recovery and business continuation processes, performing independent regular checks, and implementing third party vendor selection and ongoing assessment processes.

IMPORTANT NOTES

- 1 This Fund Fact Sheet is for information purposes only and is not intended, nor should it be construed as an offer, recommendation or solicitation to enter into or conclude an insurance policy. It is not in any way or manner intended to be or should it be treated as giving you any form of advice. Prospective policy owner should perform their own evaluation of the suitability of the policy and the risks of the fund, relative to their needs, and should consider professional advice.
- 2 This Fund Fact Sheet should be read in conjunction with Sales Illustration and Product Disclosure Sheet for the policy. Prospective policy owner should pay close attention to the benefits of the policy that depend on fund performance.
- 3 The risks disclosed above are not all risks which may be relevant to a specific prospective policy owner. The fund may be exposed to other risks from time to time.
- 4 Past performance is not an indication of its future performance. The fund performance is the return on assets of the fund, not the return on premiums paid, as premiums are subject to charges before investing in the fund, and the fund may be subject to charges, which are specific to the insurance policy, and cashflow timing differences.
- 5 The performance of the fund is tied to the performance of the assets held by the fund, and as described in this Fund Fact Sheet.
- 6 The performance is calculated based on the NAV per unit at the start and end of the measurement periods, computed as:
$$\text{NAV return} = (\text{End Period NAV per Unit} / \text{Begin Period NAV per Unit}) - 1$$
- 7 Annualised performance is calculated based on the compounded return method.
- 8 The declaration of distribution (if any) is at the sole discretion of the fund manager and is not guaranteed.
- 9 Where a distribution is declared, investors are advised that following the distribution, the NAV per unit will be adjusted accordingly.
- 10 Further information on benchmark can be obtained from Bursa Malaysia, Bank Negara Malaysia, Bloomberg and Maybank at www.maybank.com.my